





































29 200m Butterfly Men Heat

Official

 Entries
  Heats
  Summary

Total
 Open
 17-18 years
 13 and older

Rank	Competitor	Age	Club	RT	PTS	Result	
1	 Kregting D...	17	 Roskill Swi...	0.64		2:02.67 Entry: 2:03.14 -0.47	QA
	50m: 26.92		100m: 57.60 (30.68)				
	150m: 1:29.74 (32.14)		200m: 2:02.67 (32.93)				
2	 Helms Blair	23	 North Shore...	0.67		2:07.70 Entry: 2:02.56 +5.14	QA
	50m: 27.56		100m: 59.48 (31.92)				
	150m: 1:33.53 (34.05)		200m: 2:07.70 (34.17)				
3	 Williams H...	22	 North Shore...	0.72		2:07.78 Entry: 2:05.01 +2.77	QA
	50m: 27.90		100m: 1:00.16 (32.26)				
	150m: 1:34.05 (33.89)		200m: 2:07.78 (33.73)				
4	 O'Connor L...	24	 Matamata ...	0.70		2:08.45 Entry: 2:02.83 +5.62	QA
	50m: 27.17		100m: 58.96 (31.79)				
	150m: 1:32.97 (34.01)		200m: 2:08.45 (35.48)				
5	 Mellsop Cu...	22	 Nga Tai Tu...	0.74		2:08.85 Entry: 2:07.08 +1.77	QA
	50m: 28.09		100m: 1:00.24 (32.15)				
	150m: 1:34.22 (33.98)		200m: 2:08.85 (34.63)				
6	 Campbell ...	29	 Wharenui S...	0.72		2:09.04 Entry: 2:09.70 -0.66	QA
	50m: 27.94		100m: 1:00.44 (32.50)				
	150m: 1:34.10 (33.66)		200m: 2:09.04 (34.94)				
7	 Kenny Sam	19	 Coast Swi...	0.65		2:11.99 Entry: 2:05.83 +6.16	QA
	50m: 28.61		100m: 1:01.96 (33.35)				
	150m: 1:36.95 (34.99)		200m: 2:11.99 (35.04)				
8	 Kernivinen ...	17	 Tahiti	0.69		2:14.40 Entry: 2:17.29 -2.89	QA
	50m: 29.11		100m: 1:03.67 (34.56)				
	150m: 1:38.74 (35.07)		200m: 2:14.40 (35.66)				
9	 Yuan Eric	17	 Porirua City...	0.65		2:14.86 Entry: 2:08.80 +6.06	QB
	50m: 28.21		100m: 1:01.52 (33.31)				
	150m: 1:37.33 (35.81)		200m: 2:14.86 (37.53)				
10	 Love Jack	18	 Blenheim S...	0.44		2:15.06 Entry: 2:08.22 +6.84	QB
	50m: 29.22		100m: 1:02.69 (33.47)				

		150m: 1:38.43 (35.74)	200m: 2:15.06 (36.63)			
11	 Walker Nat...	19	 Jasi Swim ...	0.64	2:16.99 Entry: 2:09.10 +7.89	QC
	50m: 29.76	100m: 1:04.32 (34.56)				
	150m: 1:39.89 (35.57)	200m: 2:16.99 (37.10)				
12	 Luff Ry	18	 United Swi...	0.70	2:17.52 Entry: 2:13.28 +4.24	QB
	50m: 29.05	100m: 1:03.50 (34.45)				
	150m: 1:40.14 (36.64)	200m: 2:17.52 (37.38)				
13	 Cone Ethan	20	 Jasi Swim ...	0.72	2:18.86 Entry: 2:17.15 +1.71	QC
	50m: 30.10	100m: 1:04.89 (34.79)				
	150m: 1:41.12 (36.23)	200m: 2:18.86 (37.74)				
14	 Grace Flynn	17	 Vikings Swi...	0.76	2:18.93 Entry: 2:11.65 +7.28	QB
	50m: 30.77	100m: 1:05.78 (35.01)				
	150m: 1:42.46 (36.68)	200m: 2:18.93 (36.47)				
15	 Willis Alexa...	18	 Ice Breaker...	0.65	2:21.50 Entry: 2:10.96 +10.54	QB
	50m: 28.74	100m: 1:02.43 (33.69)				
	150m: 1:39.47 (37.04)	200m: 2:21.50 (42.03)				
16	 Barton Jack	17	 North Shor...	0.74	2:24.06 Entry: 2:16.00 +8.06	QB
	50m: 30.17	100m: 1:06.55 (36.38)				
	150m: 1:44.67 (38.12)	200m: 2:24.06 (39.39)				
17	 Burns Remy	18	 Pukekohe ...	0.73	2:26.68 Entry: 2:23.80 +2.88	QB
	50m: 28.99	100m: 1:03.20 (34.21)				
	150m: 1:41.75 (38.55)	200m: 2:26.68 (44.93)				
18	 Li Sam	16	 Club 37	0.69	2:28.47 Entry: 2:22.92 +5.55	QC
	50m: 29.34	100m: 1:04.11 (34.77)				
	150m: 1:43.59 (39.48)	200m: 2:28.47 (44.88)				